

VF150FAN ODOUR FILTER INSTALL INSTRUCTIONS

SAFETY ADVICE:

Keep out of reach of children

Ensure adequate ventilation when removing filter from pack and installing.

Do not puncture the container or otherwise interfere with the product as this will reduce its effectiveness or produce harmful vapours.

First Aid Information:

Poison Information Centre in each State capital city can provide additional assistance for

Scheduled Poisons: Phone (Australia 13 1126)

Ingestion: Rinse mouth with water. Do NOT induce vomiting. Seek medical assistance.

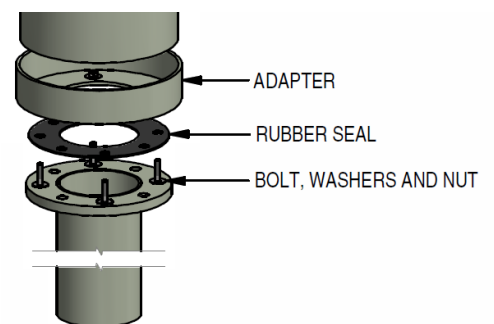
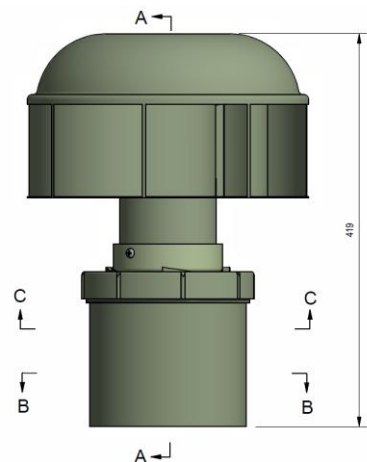
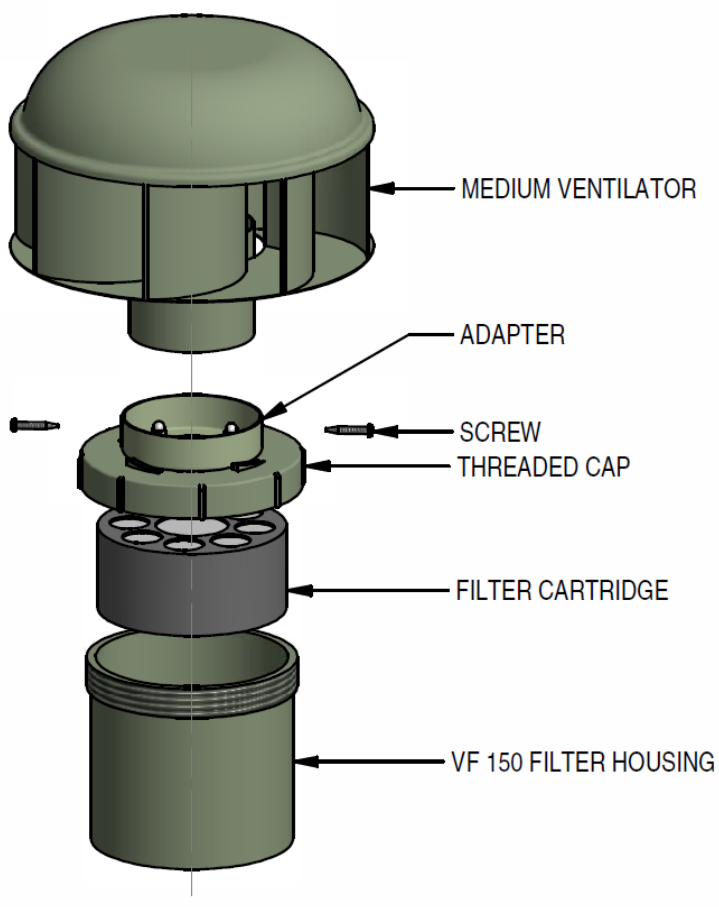
Eyes & Skin: Be careful to avoid contact with contents, or fumes from the filter as they may cause irritation to eyes, skin or breathing passages. If contact occurs wash affected area with plenty of water.

Inhalation: Remove victim from exposure. Remove contaminated clothing and loosen remaining clothing. Allow patient to assume most comfortable position and keep warm. Keep at rest until fully recovered.

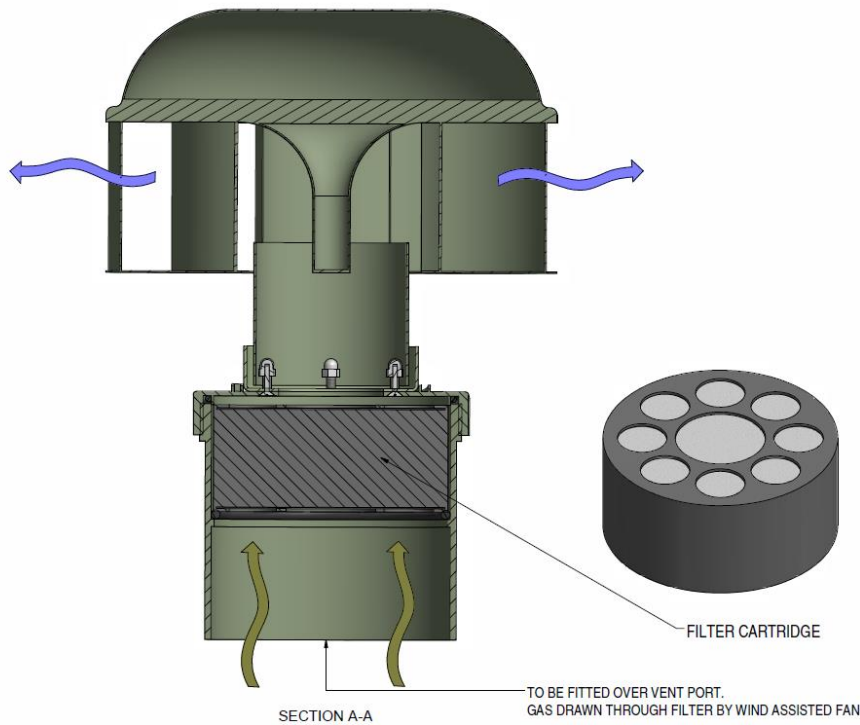
Seek medical advice if symptoms persist.

OVERVIEW: Designed to treat wastewater odour emissions.

Treated emissions exit through the top compartment via mixed media cartridges.



Contact McBerns for Adapter pricing



INSTALLATION

Appropriate PPE must always be worn

1. Ensure on delivery of filter all components are provided as per diagram
2. Slide the filter housing over the vent port, the cartridge is supplied with the unit and is already in place
3. We recommend that filter housing is secured to vent pipe with s/s screws or adhesive.
4. Adaptions can be purchased from McBerns if required

MAINTENANCE:

The McBerns VF150FAN Odour Filter requires very little maintenance. We suggest:

1. Wipe down the outside of the unit every 3 months with a mild wash and wax solution this will maintain the paint work of the filter.
2. A check needs to be made of all the seals, ensuring that there is no splitting, leaks or cracking, if any deterioration occurs notify Person In Charge.
3. Using an odour measuring device check for Sulfide readings every 3 months, if levels are high contact Person In Charge.
4. Ensure all Fittings & Fastenings are secure
5. **When filter ceases to be effective replacement media cartridges are available.**

Manufactured by:
McBerns Pty Ltd (ABN 060984107)
PO Box 304 Yandina Qld 4561 Australia
Phone: 61 (0)7 54451646
Fax: 61 (0)7 54451743
Email: mail@mcberns.com